



P R I M E R E S I D E N T I A L

P R E S E N T S

Summerfield Road, Loughton



elliott E | J james

PRIME RESIDENTIAL

Summerfield Road, Loughton



Nestled on the desirable Summerfield Road in Loughton, this stunning detached family home offers a perfect blend of modern living and convenience. Built in 2012, the property boasts circa 2,000 square feet of well-presented space, making it an ideal choice for families seeking comfort and style.

The house features two spacious reception rooms, providing ample space for relaxation and entertaining. With four generously sized bedrooms, there is plenty of room for family members or guests, while the three well-appointed bathrooms ensure that morning routines run smoothly.

One of the standout features of this property is its fantastic location. Residents will enjoy easy access to local amenities, including shops and restaurants, as well as the convenience of a nearby central line station, making commuting a breeze. For those who appreciate the great outdoors, the proximity to the forest offers a wonderful opportunity for leisurely walks and outdoor activities.

Additionally, the property benefits from ample off-street parking, a valuable asset in this sought-after area. This home is not just a place to live; it is a sanctuary that combines modern comforts with a vibrant community atmosphere. Whether you are looking to settle down or invest, this well-appointed detached house is a remarkable find in Loughton.



The property market has always interested me and seeing the reaction when someone finds their next home is something that really drives me to go above and beyond. I have a pride in my local area having grown up here, this also allowed me to grow a strong knowledge of the local community. With experience in the role already I look to provide a service to both buyers and sellers in which communication and transparency are key. I am incredibly proud to be a part of such a brilliant team dedicated to providing bespoke service to such a beautiful community.



An unrestricted fully immersive walkthrough is available in our E|J Business Lounge by arrangement. Restricted walkthrough access is available on our website through your smartphone or desktop.

Daniel Thomas
contact@ejpr.co.uk
0208 0165 333

N
E
E
D

T
O

K
N
O
W

Sqft 1990.00 sq ft	Type House - Detached	Style Modern
Bedrooms 4	Receptions 2	Bathrooms 3
Tenure Freehold	Local Authority Epping Forest	Tax Band F

PLANS



GROSS INTERNAL AREA
 GROUND FLOOR: 82 m2, 882 SQ FT, FIRST FLOOR: 70 m2, 753 SQ FT,
 SECOND FLOOR: 33 m2, 355 SQ FT
 TOTAL: 185 m2, 1990 SQ FT
 SIZE AND DIMENSIONS ARE APPROXIMATE, ACTUAL MAY VARY



elliott E | J james
PRIME RESIDENTIAL



elliott E | J james
PRIME RESIDENTIAL

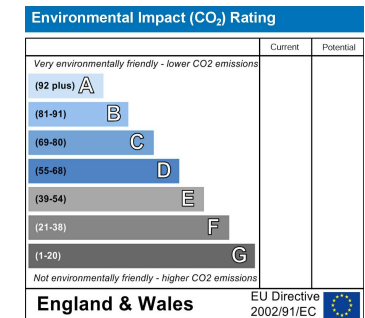
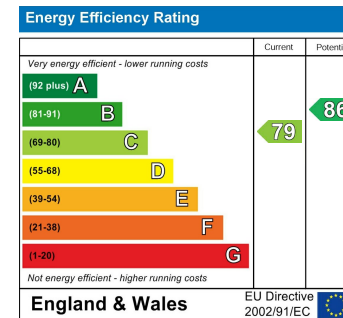
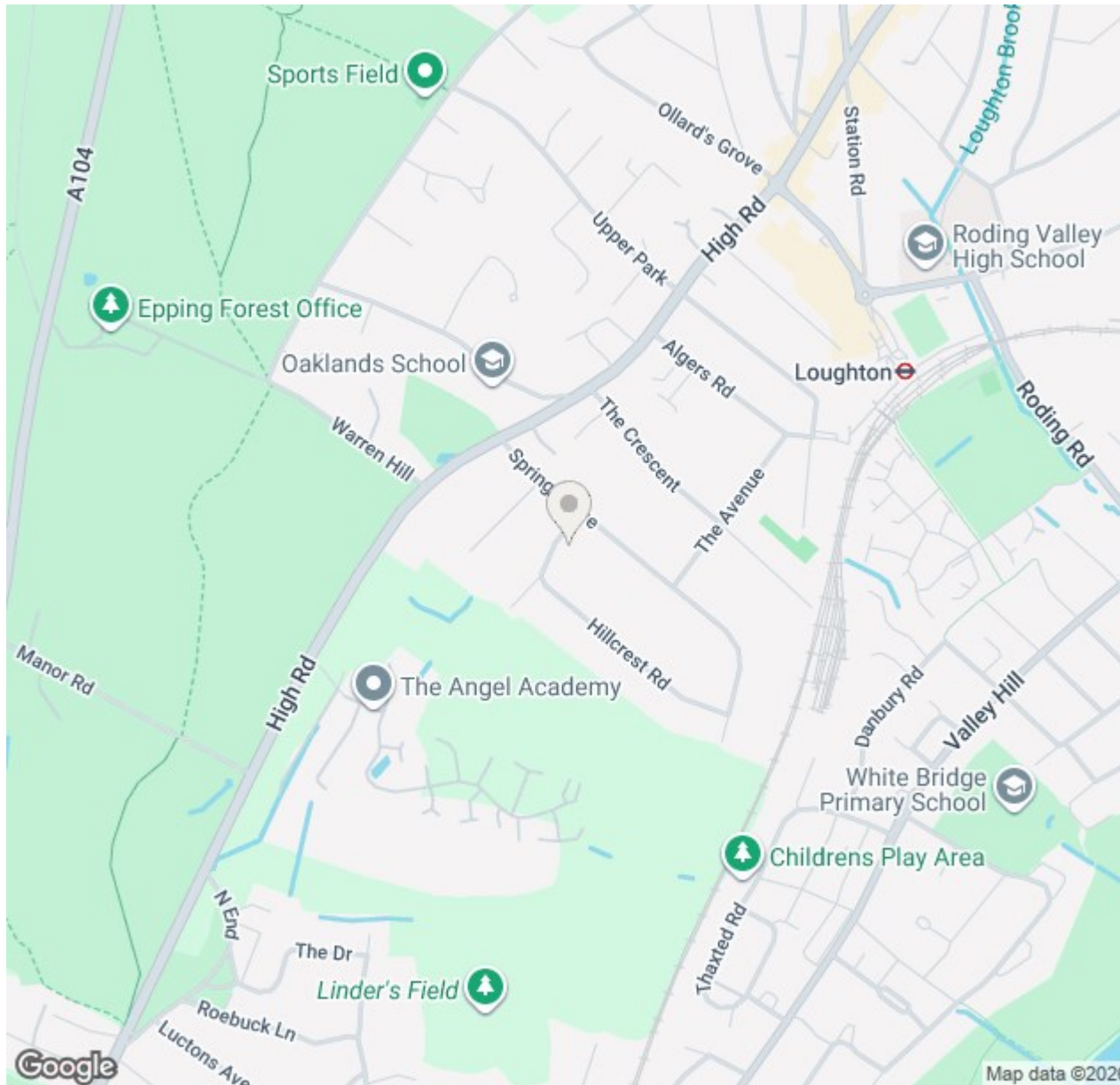


elliott E | J james
PRIME RESIDENTIAL



elliott E | J james
PRIME RESIDENTIAL

MAP & EPC



elliott  james

165 | High Road | Loughton | IG10 4LF

Contact Us : 0208 0165 333 | contact@ejpr.co.uk

Follow us on social media | Search 'ejpr165'



These particulars have been prepared with approximate measurements in good faith by Elliott James – Prime Residential with the assistance of the vendor. The intention is to provide a fair and accurate guide to the property. These details do not constitute or form any part of an offer or contract. All interested parties must verify for themselves the accuracy of the information provided. The structural condition of the property or the condition of the heating, plumbing or electrical installations or any appliances have not been checked or tested and suitable investigations by interested parties should be conducted prior to purchase.